

# Owens Valley High School

Owens Valley Unified School District



## School Accountability Report Card

Data From the 2006-2007 School Year • Published During 2007-2008

Grades 9-12

202 S. Clay St. Independence, CA 93526

Phone: (760) 878-2405 Fax: (760) 878-2626

Web site: [www.ovusd.org](http://www.ovusd.org)

**Joel Hampton**  
Superintendent/Principal

### Principal's Message

We believe a balanced education provides an opportunity for students to be self-sufficient, active, productive, and responsible members of society. The Owens Valley Unified School District is committed to providing students the tools to explore their potential, to take responsibility for their own learning, and to recognize that learning is a lifelong process. We shall provide a stimulating, secure, and imaginative environment that will foster learning, self-esteem, and independent thinking.

Owens Valley Unified School District is located in the town of Independence, California, and covers approximately 792 square miles of Inyo County. Independence is the county seat of Inyo County, a vast and rural county with an average of 1.8 persons per square mile. Independence is located in the Owens Valley below the majestic Sierra Nevada to the west and the Inyo Mountains to the east. U.S. Highway 395 connects it to Southern California to the south, and to Bishop, Mammoth Lakes, and Reno to the north. The economic base of the community is formed by the Los Angeles Department of Water and Power, Inyo County Administrative and Criminal Justice offices, California Department of Fish and Game, California Highway Department, National Park Service, and small businesses formed to provide services to residents and tourists. The average incomes of Independence families tend to be modest.

The community of Independence has experienced a decline of young families and school age children over the past three decades. Retired individuals and individuals wanting a weekend home away from the Los Angeles area are purchasing much of the housing in the community. This has caused a decline in the affordable housing available to young families. Post-secondary opportunities for students are limited in the area. The closest State colleges are in Lancaster and Bakersfield, over 150 miles away. Students are able to attend Cero Coso Community College in Bishop or Ridgecrest, 40 and 90 miles away, respectively.

### Parental Involvement

Parents are encouraged to volunteer in the classroom, participate in athletic booster activities, attend board meetings, and serve on various committees organized to improve and promote the school. Each teacher provides opportunities throughout the school year for parents to volunteer in the classroom, attend field trips and assemblies, and attend parent conferences.

For more information on how to become involved, contact Joel Hampton, Superintendent/Principal, at (760) 878-2405.

### Professional Development

The staff is involved in staff development through attendance at seminars, conferences, workshops, an on-line learning. Focus for the 2007-2008 year is on the writing process.

For the previous three school years, we had three days each year dedicated to staff and professional development.

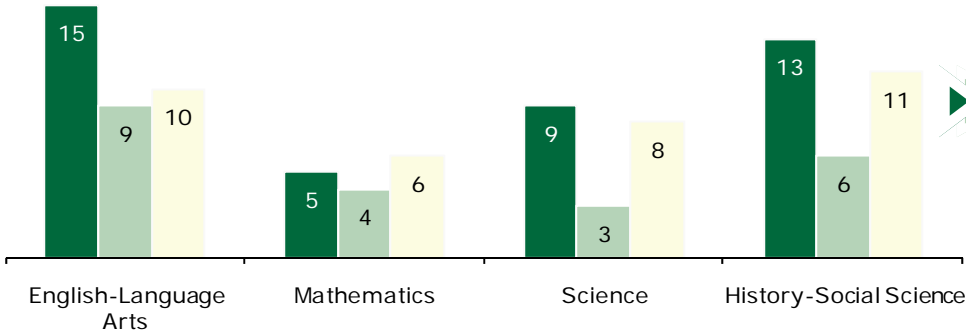


"We believe a balanced education provides an opportunity for students to be self-sufficient, active, productive, and responsible members of society."





# Owens Valley Unified School District



## Class Size


The adjacent table displays the three-year data for average class size.

■ 04-05 ■ 05-06 □ 06-07

Class Size Distribution — Number of Classrooms By Size									
Subject	2004-05			2005-06			2006-07		
	1-22	23-32	33+	1-22	23-32	33+	1-22	23-32	33+
English-Language Arts	2			2			2		
Mathematics	4			5			3		
Science	3			2			2		
History-Social Science	3			1			2		

## Advanced Placement Courses

No data is available for Owens Valley High School regarding Advanced Placement Courses.



## Graduates and Dropouts

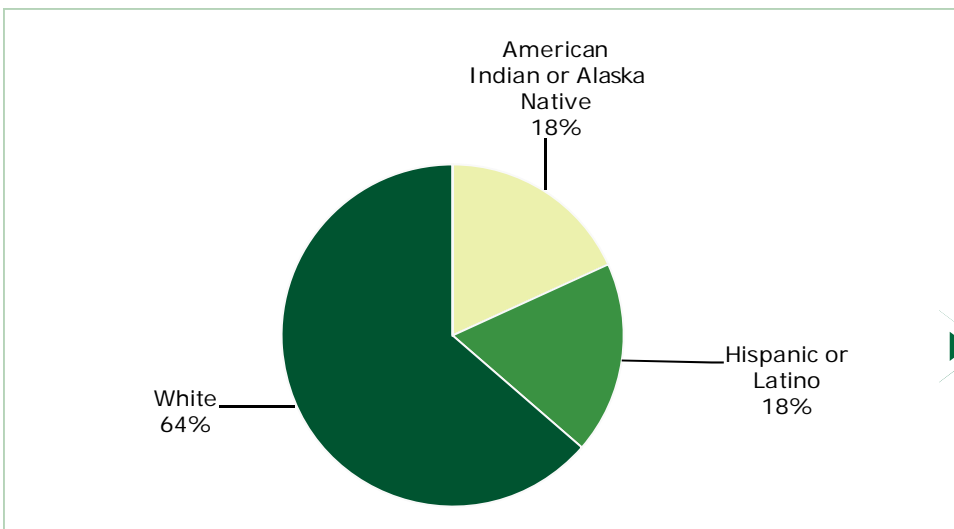
The table below displays the one-year dropout and graduation rates for the school, district, and state for the most recent three-year period for which data is available.

Graduates and Dropouts									
	Owens Valley HS			Owens Valley USD			California		
	03-04	04-05	05-06	03-04	04-05	05-06	03-04	04-05	05-06
Graduation Rate	100%	100%	100%	100%	100%	100%	85.3%	85.0%	83.0%
Dropout Rate	◆	◆	◆	◆	◆	◆	3.2%	3.1%	3.5%

◆ Information not available.

## Types of Services Funded

Owens Valley Elementary offers Special Education services through its Resource Specialist Program, Speech Services, Title II, and Gifted and Talented Education (GATE). Students receive individual assistance as needed to assure that their academic achievement is maximized and any deficits addressed. The school prides itself on meeting the academic, social, and behavior needs of all students.



## Enrollment and Demographics

The total enrollment was 22 students for the 2006-07 school year.



## Textbooks and Instructional Materials

Quality and Availability of Textbooks		
Subject	Textbook	Adopted
English	McDougal-Littell	1997
English	Great Source	2002
English	Houghton-Mifflin	2001
Geometry	Key Curriculum Press	2003
Precalculus	Addison-Wesley Longman	2001
Chemistry	Holt, Rinehart and Winston	1996
Pre-Algebra	Prentice Hall	2001
Algebra I	McDougal Littell	2001
Health	Holt	1994
Physics	Prentice Hall	2002
Physical Science	Addison Wesley Longman	1999
Biology	Holt Rinehart and Winston	1994
Spanish	Scott Foresman	1996
US History	Glencoe	1994
World History	Glencoe McGraw Hill	2003
American Government	Scott Foresman Addison Wesley	1997
Economics	Glencoe McGraw Hill	1997
Percentage of Pupils Who Lack Their Own Assigned Textbook and Instructional Materials		
Subject	Percentage of Pupils Who Lack Their Own Assigned Textbook and Instructional Materials	
Reading/Language Arts	0%	
Mathematics	0%	
Science	0%	
History-Social Science	0%	
Visual & Performing Arts	0%	
Health	0%	
Foreign Language	0%	
Science Laboratory Equipment	0%	

Note: This data was most recently collected and verified in Fall 2007.

## Textbooks and Instructional Materials

Textbooks are regularly purchased and kept current with California Standards. Owens Valley High School ensures that each student has his/her own copies of the standards aligned textbooks approved by the State Board of Education and access to instructional materials in the core curriculum areas that support the school's instructional programs of English/language arts, math, science, history/social science, foreign language, health, and science laboratory equipment. Owens Valley High School students have the opportunity to participate in basic visual arts, advanced visual arts, and pottery within the regular schedule. Students have access to the appropriate instructional materials needed in the classes. On an interim basis, students may participate in performance arts provided by the Missoula Children's Theatre production, and school drama productions such as the Christmas Program. A complete list of textbooks is available from the district.

## School Safety

The School Safety Plan is reviewed each fall by staff and administration, and updated as necessary. The current plan was last revised and updated in the winter of 2007-08. The Owens Valley school safety plan will receive a complete review and rewrite this year. The plan includes appropriate strategies and programs that provide and maintain a high level of school safety, including disaster procedures, emergency evacuation procedures and appropriate drills. The plan will be reviewed by appropriate law enforcement, fire, and associated agencies.



# Owens Valley Unified School District

## School Facility Good Repair Status

Below are the results of the school's most recently completed inspection, using the Facilities Inspection Tool (FIT) or equivalent school form. This inspection determines the school facility's good repair status.

School Facility Conditions and Improvements				
Item Inspected	Repair Status			Repair Needed and Action Taken or Planned
	Good	Fair	Poor	
Gas Leaks	✓			
Mechanical Systems	✓			
Windows/Doors/Gates (interior and exterior)	✓			
Interior Surfaces (walls, floors, and ceilings)	✓			
Hazardous Materials (interior and exterior)	✓			
Structural Damage	✓			
Fire Safety	✓			
Electrical (interior and exterior)	✓			
Pest/Vermin Infestation	✓			
Drinking Fountains (inside and outside)	✓			
Restrooms	✓			
Sewer	✓			
Playground/School Grounds	✓			
Roofs	✓			
Overall Cleanliness	✓			
Overall Summary of Facility Condition				
Item Inspected	Exemplary	Good	Fair	Poor
Overall Summary	✓			

Note: The most recent school site inspection occurred in December 2007, and the inspection form was most recently completed in December 2007.

## Suspensions and Expulsions

Suspension and Expulsion Rates						
	Owens Valley HS			Owens Valley USD		
	04-05	05-06	06-07	04-05	05-06	06-07
Suspension Rate	90.6	90.0	31.8	62.4	61.3	65.2
Expulsion Rate	0.0	0.0	4.5	0.0	0.0	2.9

## School Facilities

Owens Valley High School's facility is adequate for modern learning. The District has modernized the High School Building. New carpet, improved handicap access, fine arts facility, updated science lab and prep room, and general repairs and improvements were completed in the Summer of 2006. The school also added executive type desks, computers for each student, providing each student with their own workstation.

Owens Valley High School was built in 1969. The school has five regular classrooms, a science lab, a library, a computer lab, a multipurpose room, an art room and one special education classroom. There were no portables used during the 2005-2006 school year. Athletic facilities include a gymnasium, locker rooms with showers and athletic fields.

All buildings are kept in safe and clean condition. Buildings and grounds are routinely inspected, maintained, repaired, or upgraded as needed. All restrooms and toilets are in working order.

Owens Valley High School ensures that each student is kept safe on campus before, during and after school.

Owens Valley High School (OVHS) is in excellent condition. The most recent site inspection did not indicate any major areas of deficiency. Routine maintenance needs, such as paint and minor repairs, are routinely scheduled.

## Suspensions and Expulsions

The adjacent table shows the rate of suspensions and expulsions for the most recent three-year period.



## California Standards Tests Results

The multiple-choice California Standards Tests (CST) are part of the Standardized Testing and Reporting (STAR) and are administered only to students in California public schools. These tests determine students' achievement of the California Academic Content Standards and provide feedback on their success given what they are expected to know in each grade level and subject.

Percentage of Students Scoring At Proficient or Advanced Levels									
	Owens Valley HS			Owens Valley USD			California		
	04-05	05-06	06-07	04-05	05-06	06-07	04-05	05-06	06-07
<b>English-Language Arts</b>	33%	40%	67%	40%	55%	48%	40%	42%	43%
<b>Mathematics</b>	21%	9%	33%	39%	45%	36%	38%	40%	40%
<b>Science</b>	❖	❖	❖	❖	32%	20%	27%	35%	38%
<b>History-Social Science</b>	31%	❖	17%	25%	42%	10%	32%	33%	33%

❖ Scores are not shown when the number of students tested is 10 or less, either because the number of students tested in this category is too small for statistical accuracy or to protect student privacy.

## CST Subgroup Results: English-Language Arts, Mathematics, Science, and History-Social Science

Percentage of Students Scoring At Proficient or Advanced Levels				
Subgroup	Spring 2007 Results			
	English-Language Arts	Mathematics	Science	History-Social Science
Male	❖	❖	❖	❖
Female	❖	❖	❖	❖
Economically Disadvantaged	❖	❖	❖	❖
English Learners	❖	❖	❖	❖
Students with Disabilities	❖	❖	❖	❖
Migrant Education Services	❖	❖	❖	❖
African American	❖	❖	❖	❖
American Indian or Alaska Native	❖	❖	❖	❖
Asian	❖	❖	❖	❖
Filipino	❖	❖	❖	❖
Hispanic or Latino	❖	❖	❖	❖
Pacific Islander	❖	❖	❖	❖
White	77%	46%	❖	23%

❖ Scores are not shown when the number of students tested is 10 or less, either because the number of students tested in this category is too small for statistical accuracy or to protect student privacy.

## California Standards Tests


For the 2007 STAR exam, students in grades 2-11 took an English-language arts and mathematics test. Students in grades 4 and 7 also participated in an essay writing test. History-social science tests were given to students in grades 8 and 11, and students in grades 5, 8, and 10 took a science test. Students in grades 9-11 who completed a Standards-based science course and/or history-social science course were given additional exams.

Because tests are meant to measure how well students achieve standards rather than how well they do compared to other students, the results are reported as performance levels. The five performance levels are:

- **Advanced** (*exceeds State Standards*)
- **Proficient** (*meets Standards*)
- **Basic**
- **Below basic**
- **Far below basic**

Students scoring at the Proficient or Advanced level meet State Standards in that content area.

The adjacent tables show the percentage of students that scored at Proficient or Advanced levels in English-language arts, mathematics, science, and history-social science. For a complete report on all subgroups and their scores by grade level, please visit <http://star.cde.ca.gov/>.





## Adequate Yearly Progress

Adequate Yearly Progress Criteria				
	Owens Valley HS		Owens Valley USD	
<b>Met Overall AYP</b>	Yes		Yes	
<b>AYP Criteria</b>	<b>English-Language Arts</b>	<b>Mathematics</b>	<b>English-Language Arts</b>	<b>Mathematics</b>
<b>Participation Rate</b>	Yes	Yes	Yes	Yes
<b>Percent Proficient</b>	Yes	Yes	Yes	Yes
<b>API</b>	Yes		Yes	
<b>Graduation Rate</b>	Yes		Yes	

## Adequate Yearly Progress

NCLB requires that all schools and districts meet Adequate Yearly Progress (AYP) requirements. To meet these standards, California public schools and districts must meet or exceed criteria in four target areas:

1. Participation rate on statewide assessments
2. Percent of students scoring proficient on statewide assessments
3. API scores
4. Graduation rate for high schools

For a detailed report on Adequate Yearly Progress, please visit [www.cde.ca.gov/ta/ac/ay/](http://www.cde.ca.gov/ta/ac/ay/).

## Academic Performance Index

API Ranks — Three Year Comparison			
	2003-04	2004-05	2005-06
<b>Statewide API Rank</b>	3	4	4
<b>Similar Schools API Rank</b>	◆	◆	◆

## Academic Performance Index

The Academic Performance Index (API) is an annual measure of the academic performance and progress of schools in California. The API is a score on a scale of 200 to 1,000, with 800 set as the statewide target. Schools are ranked in ten categories of equal size from 1 (lowest) to 10 (highest). A similar schools API rank reflects how a school compares to 100 statistically matched "similar schools." The adjacent tables show the school's three-year data for API rank and API growth. For more detailed information, please visit [www.cde.ca.gov/ta/ac/ap](http://www.cde.ca.gov/ta/ac/ap).

API Growth by Student Group — Three Year Comparison				
Group	Actual API Change			2006-07 API Score
	2004-05	2005-06	2006-07	
<b>All Students at the School</b>	40	18	103	780
<b>African American</b>	■	■	■	■
<b>American Indian or Alaska Native</b>	■	■	■	■
<b>Asian</b>	■	■	■	■
<b>Filipino</b>	■	■	■	■
<b>Hispanic or Latino</b>	■	■	■	■
<b>Pacific Islander</b>	■	■	■	■
<b>White</b>	■	■	■	■
<b>Socioeconomically Disadvantaged</b>	■	■	■	■
<b>English Learners</b>	◆	■	■	■
<b>Students with Disabilities</b>	◆	■	■	■

◆ Information not available.

◆ API scores for English learners and students with disabilities were first reported in the 05-06 API cycle.

■ Data are reported only for numerically significant subgroups.

**Testing Note:** Assessment data are reported only for numerically significant subgroups. Data may not appear if ethnic/racial, socio-economically disadvantaged, or other subgroups (1) contain less than 100 students with valid test scores OR (2) comprise less than 15% of the school population tested and contain less than 50 students with valid scores.



# Owens Valley Unified School District

## Teacher Qualifications

Teacher Credential Information				
	Owens Valley USD	Owens Valley HS		
Teachers	2006-07	04-05	05-06	06-07
With Full Credential	10	4	4	4
Without Full Credential	0	0	0	0
Teaching Outside Subject Area of Competence		0	0	0
		05-06	06-07	07-08*
Teacher Misassignments of English Learners— Teachers of English Learners (EL) without EL certification		0	0	0
Total Teacher Misassignments		0	0	0
Vacant Teacher Positions—teacher in a position that was vacant at the beginning of the year for a full year or an entire semester		0	0	0

\* Data displayed is what is most currently available.



## Teacher Qualifications

The adjacent table shows information about teacher credentials and teacher qualifications. More information can be found by visiting <http://data1.cde.ca.gov/dataquest/>.

## California Physical Fitness Test

Each spring, all students in grades 5, 7, and 9 are required to participate in the California Physical Fitness Test (PFT). The test measures six key fitness areas:

1. Aerobic Capacity
2. Body Composition
3. Abdominal Strength
4. Trunk Extension Strength
5. Upper Body Strength
6. Flexibility

To meet fitness standards, students must score in the Healthy Fitness Zone (HFZ) on all six fitness tests. For 2006-07, no data is available for Owens Valley High School regarding the California PFT. For more information on the California PFT, please visit [www.cde.ca.gov/ta/tg/pf/](http://www.cde.ca.gov/ta/tg/pf/).

## No Child Left Behind Compliant Teachers

No Child Left Behind (NCLB) requires that all teachers of core academic subject areas be "highly qualified." In general, for a teacher to be considered highly qualified, they must have a bachelor's degree, an appropriate California teaching credential, and have demonstrated competence for each core subject he or she teaches. For more information on teacher qualifications related to NCLB, please visit [www.cde.ca.gov/nclb/sr/tq](http://www.cde.ca.gov/nclb/sr/tq).

Core Academic Courses Taught by NCLB Compliant Teachers		
	% of Classes Taught by NCLB Compliant Teachers	% of Classes Taught by Non-NCLB Compliant Teachers
Owens Valley HS	100.0%	0.0%
All Schools in District	100.0%	0.0%
High-Poverty Schools in District	◆	◆
Low-Poverty Schools in District	100.0%	0.0%

◆ Information not available.



## Career Technical Education Participation

This table below displays information about participation in the school's Career Technical Education (CTE) programs.

Career Technical Education Data	
	Owens Valley HS
# of Pupils Participating in CTE	◆
% of Pupils Who Complete a CTE Program and Earn a High School Diploma	◆
% of CTE Courses That Are Sequenced or Articulated Between a School and Institutions of Postsecondary Education	◆

◆ Information not available.

## Career Technical Education Programs

Due to its size, there is not a complete CTE program at OVHS. Students are afforded the opportunity to take computer classes and auto shop on site, and may choose to take any other online class that would fulfill a career exploration or preparedness goal.



## Courses Required for UC/CSU Admission

Courses Required for UC Admission	
HS Subject Area	UC Requirements for Freshman Admissions
English	4 years of approved courses
Mathematics	3 years, including algebra, geometry, and intermediate algebra (4 years recommended)
Social Science	2 years of history/social science, including 1 year of U.S. history or 1/2 year of U.S. history and 1/2 year of civics or American government; and 1 year of world history, cultures, and geography
Science	2 years with lab required, chosen from biology, chemistry, and physics (3 years recommended)
Foreign Language	2 years in same language required (3 years recommended)
Visual & Performing Arts	1 year of visual and performing arts chosen from the following: dance, drama/theater, music, or visual art
Electives	1 year*
<b>Total</b>	<b>15 (7 in the last 2 years)</b>

Courses Required for CSU Admission	
HS Subject Area	CSU Requirements for Freshman Admissions
English	4 years of approved courses
Mathematics	3 years, including algebra, geometry, and intermediate algebra
Social Science	2 years, including 1 year of U.S. history or U.S. history and government and 1 year of other approved social science
Science	2 years, including 1 year of biological and 1 year of physical science with lab
Foreign Language	2 years in same language required
Visual & Performing Arts	1 year of visual and performing arts chosen from the following: dance, drama/theater, music, or visual art
Electives	1 year*
<b>Total</b>	<b>15</b>

\* Electives must be chosen from approved academic courses in history, English, advanced mathematics, lab science, foreign language, social science, or fine arts.

## Course Enrollment for UC/CSU Admission

The table below displays two measures related to the school's courses that are required for University of California (UC) and/or California State University (CSU) admission for the most recent year. For more information, visit <http://dq.cde.ca.gov/dataquest/>.

University of California and California State University Admission	
UC/CSU Course Measure	2006-07
Percentage of Students Enrolled in Courses Required for UC/CSU Admission	75.2%
Percentage of Graduates Who Completed All Courses Required for UC/CSU Admission	50.0%

## Courses Required for UC/CSU Admission


The adjacent chart provides information on the minimum requirements for University of California (UC) and California State University (CSU) admission. For more information, please visit [www.cde.ca.gov/ci/gs/hs/hsgtable.asp](http://www.cde.ca.gov/ci/gs/hs/hsgtable.asp).

For UC admission, students must complete the minimum course requirements listed on the chart and meet one of three eligibility standards:

- Eligibility in the Statewide Context
- Eligibility in the Local Context
- Eligibility by Examination Alone

For CSU admission, students must complete the minimum course requirements on the chart, as well as have certain grades in specified courses and test scores.

For more detailed information on both UC and CSU admission, please visit [www.californiacolleges.edu/admissions/admissions.asp](http://www.californiacolleges.edu/admissions/admissions.asp).





## Owens Valley Unified School District

### California High School Exit Exam Results

The California High School Exit Exam (CAHSEE) is primarily used as a graduation requirement in California, but the results of this exam are also used to determine AYP for high schools, as required by the federal NCLB law. The CAHSEE has an English-language arts section and a math section and, for purposes of calculating AYP, three performance levels were set: Advanced, Proficient, and Not Proficient. Please note the score a student must achieve to be considered Proficient is different than the passing score for the graduation requirement. The table below displays the percentage of students scoring at Proficient or Advanced levels for the most recent three-year period. Scores are not shown when the number of students tested is 10 or less, either because the number of students tested in this category is too small for statistical accuracy or to protect student privacy. Therefore, no data is available for Owens Valley Unified School District regarding the CAHSEE.

Percentage of Students Scoring At Proficient or Advanced Levels						
	English-Language Arts			Mathematics		
	04-05	05-06	06-07	04-05	05-06	06-07
Owens Valley HS	❖	❖	❖	❖	❖	❖
Owens Valley USD	❖	❖	❖	❖	❖	❖
California	49.0%	51.1%	48.6%	45.2%	46.8%	49.9%

❖ Scores are not shown when the number of students tested is 10 or less, either because the number of students tested in this category is too small for statistical accuracy or to protect student privacy.

### Academic Counselors

Number of Academic Counselors (FTE)	Ratio of Students Per Academic Counselor
0.2	110

### Completion of High School Graduation Requirements

Completion of High School Graduation Requirements		
Group	Graduating Class of 2007	
	Owens Valley HS	Owens Valley USD
All Students	100%	100%
Economically Disadvantaged	100%	100%
English Learners	100%	100%
Students with Disabilities	100%	100%
African American	100%	100%
American Indian or Alaska Native	100%	100%
Asian	100%	100%
Filipino	100%	100%
Hispanic or Latino	100%	100%
Pacific Islander	100%	100%
White	100%	100%

### School Support Staff

The following is a list of the support staff at the school and their full-time equivalent (FTE):

- Library Media Teacher (Librarian) 0.0
- Library Media Services Staff (paraprofessional) 0.0
- Psychologist 0.0
- Social Worker 0.0
- Nurse 0.0
- Speech/Language/Hearing Specialist 0.0
- Resource Specialist (non-teaching) 0.0
- Other 0.0



### Completion of High School Graduation Requirements

The adjacent table shows the percentage of students (that began the 2006-07 school year in the 12th grade) who met all state and local graduation requirements for grade 12 completion or received a local waiver or state exemption. To receive a high school diploma, students must pass both the English-language arts and mathematics portions of the CAHSEE. Please note state results are not available. For more detailed information, please visit [www.cde.ca.gov/ta/tg/hs](http://www.cde.ca.gov/ta/tg/hs).



# Owens Valley Unified School District

## Federal Intervention Program

Schools that receive Title I funding can enter Program Improvement (PI) if they don't reach AYP over two consecutive years in the same content area (English-language arts or mathematics) or on the same indicator (API or graduation rate). With each additional year that they don't meet AYP, they advance to the next level of intervention. For more information, please visit [www.cde.ca.gov/ta/ac/ay](http://www.cde.ca.gov/ta/ac/ay).

Federal Intervention Program		
	Owens Valley HS	Owens Valley USD
<b>Program Improvement Status</b>	Not In PI	Not In PI
<b>First Year of Program Improvement</b>	✧	✧
<b>Year in Program Improvement</b>	✧	✧
<b>Number of Schools Identified for Program Improvement</b>		
		0
<b>Percent of Schools Identified for Program Improvement</b>		
		0.0%

✧ Not applicable.

## Financial Information

The data displayed is from the 2005-06 school year because the most current fiscal information available provided by the state is always two years behind the current school year, and one year behind most other data included in this report.

District Salary Information — Does not include benefits		
Range	Owens Valley USD	Similar Sized District
<b>Beginning Teacher Salary</b>	\$30,951	\$34,363
<b>Mid-Range Teacher Salary</b>	\$55,073	\$50,814
<b>Highest Teacher Salary</b>	\$65,118	\$65,731
<b>Average Principal Salary</b>	\$95,000*	\$84,594
<b>Superintendent Salary</b>	\$95,000*	\$103,105
<b>% of Budget for Teacher Salaries</b>	41.3%	35.8%
<b>% of Budget for Administrative Salaries</b>	4.9%	6.5%

Financial Data				
	Total Expenditures Per Pupil	Expenditures Per Pupil From Restricted Sources	Expenditures Per Pupil From Unrestricted Sources	Average Teacher Salary
<b>Owens Valley HS</b>	\$14,912	\$12	\$14,900	\$55,088
<b>Owens Valley USD</b>			\$12,880	\$59,115
<b>California</b>			\$4,943	\$52,361
<b>% Difference Between School and District</b>			13.6%	-7.3%
<b>% Difference Between School and California</b>			66.8%	5.0%

\* The Principal and Superintendent are combined as one position for Owens Valley USD.

## Public Internet Access

The public may make arrangements to use the computer in the media library to view the school's School Accountability Report Card online. They may also use the public computers located at the Inyo County Free Library by contacting the library at (760) 878-0260.



**SARC**—The information contained herein is provided by the California Department of Education: Enrollment and Demographics, Class Size, Counselors and Support Staff, CST, NRT, API, PI, AYP, California PFT, Graduate And Dropout Rates, Course Enrollment and Courses Required for UC/CSU Admissions, AP Classes, CAHSEE Results, Teacher Qualifications, and some Financial Information. For additional information on facts about California schools and districts, please visit DataQuest at <http://data1.cde.ca.gov/dataquest>.

DataQuest is an online resource that provides reports for accountability, test data, enrollment, graduates, dropouts, course enrollments, staffing and data regarding English Learners.

All other information is provided by the school and the district office.

All data accurate as of March 13, 2008.

PUBLISHED BY

**SIA** School Innovations & Advocacy

[www.sia-us.com](http://www.sia-us.com) 800.487.9234